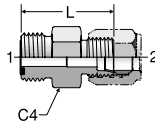


BUHLO Full Dimensions

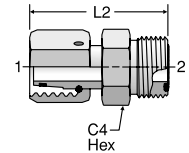
Ferulok Male Adapter
ORFS / SAE Flareless



TUBE FITTING PART #	END SIZE		C4 HEX (in.)	L (in.)	STANDARD Dynamic Pressure (x 1,000 PSI)	
	1 (in.)	2 (in.)			-S	-SS
	6 BUHLO	3/8			3/8	3/4
8 BUHLO	1/2	1/2	7/8	1.45	5.0	
10 BUHLO	5/8	5/8	1 1/16	1.70	5.0	
12 BUHLO	3/4	3/4	1 1/4	1.88	4.5	
16 BUHLO	1	1	1 1/2	1.94	4.0	

LOHU86 Full Dimensions

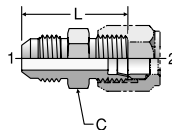
EO Swivel Adapter
24° Flareless Metric Swivel (EO) / ORFS



TUBE FITTING PART #	END SIZE		C4 HEX (in.)	L2 (in.)	STANDARD Dynamic Pressure (x 1,000 PSI)	
	1 EO Swivel	2 (in.)			-S	-SS
	L Series					
4 -6L LOHU86	6L	1/4	5/8	1.32	4.5	
4-8L LOHU86	8L	1/4	5/8	1.32		
6-10L LOHU86	10L	3/8	3/4	1.44	4.5	
8-12L LOHU86	12L	1/2	7/8	1.53	4.5	
10-15L LOHU86	15L	5/8	1 1/16	1.82	4.5	
12-18L LOHU86	18L	3/4	1 1/4	1.89	4.5	
16-22L LOHU86	22L	1	1 1/2	2.08	2.5	
S Series						
4-6S LOHU86	6S	1/4	5/8	1.32	9.2	
4-8S LOHU86	8S	1/4	5/8	1.34	9.2	
6-10S LOHU86	10S	3/8	3/4	1.44	9.2	
8-12S LOHU86	12S	1/2	7/8	1.59	9.2	
10-14S LOHU86	14S	5/8	1 1/16	1.84	9.2	
10-16S LOHU86	16S	5/8	1 1/16	1.84	5.8	
12-20S LOHU86	20S	3/4	1 1/4	2.05	5.8	
16-25S LOHU86	25S	1	1 1/2	2.15	5.8	

XHBU Full Dimensions

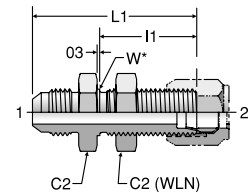
Union Adapter
SAE Flareless / 37° Flare



TUBE FITTING PART #	END SIZE		C HEX (in.)	L (in.)	STANDARD Dynamic Pressure (x 1,000 PSI)	
	1 (in.)	2 (in.)			-S	-SS
	4 XHBU	1/4			1/4	1/2
6 XHBU	3/8	3/8	5/8	1.28	5.0	7.7
8 XHBU	1/2	1/2	13/16	1.47	5.0	7.7
10 XHBU	5/8	5/8	15/16	1.69	5.0	6.0
12 XHBU	3/4	3/4	1 1/8	1.94	4.5	6.0
16 XHBU	1	1	1 5/8	1.97	4.0	
20 XHBU	1 1/4	1 1/4	1 3/4	2.00	3.0	
24 XHBU	1 1/2	1 1/2	2 1/8	2.16	2.0	

XHBU2 Full Dimensions

Bulkhead Union Adapter
SAE Flareless Bulkhead / 37° Flare



*W – Bulkhead pilot dia. recommended clearance hole is +.015 over W dia.

TUBE FITTING PART #	END SIZE		C2 HEX (in.)	I1 (in.)	L1 (in.)	W (in.)	Max. Bulkhead Thickness	STANDARD Dynamic Pressure (x 1,000 PSI)	
	1 (in.)	2 (in.)						-S	-SS
	4 XHBU2	1/4						1/4	11/16
6 XHBU2	3/8	3/8	13/16	1.17	2.08	0.56	0.40	5.0	7.7
8 XHBU2	1/2	1/2	1	1.31	2.31	0.75	0.40	5.0	7.7
10 XHBU2	5/8	5/8	1 1/8	1.45	2.56	0.88	0.37	5.0	
12 XHBU2	3/4	3/4	1 3/8	1.56	2.94	1.06	0.43	4.5	
16 XHBU2	1	1	1 5/8	1.56	2.95	1.31	0.43	4.0	

Dimensions and pressures for reference only, subject to change.

- Visual Index
- How To Order
- Specs
- Assembly / Installation